

MPP- Windpower charge controller windMax2000

Description:

This windpower charger in processor technique, contains all functions for smooth charging of lead batteries by windpower generators of 2240W at 24V- and 1120W at 12V-battery-systems.

Because of the powertracking it is possible to increase the charged electrical power from the wind generator into the battery up to 200%, compared with standart charging systems. This is achieved through controlled adaptation (1x per Second) of windgenerator and battery system.

The maximum generator dc-voltage can be 200V, for a 12V-system as well as for a 24V-system and 48V-System. (Open circuit voltage)

The controller input is a 3phase current input. The voltage in the Maximum powerpoint of the windgenerator is transformed to the level of the battery system. (12V/24V/48V).

The topology of the buck converter feeds the maximum possible current from the power maximum into the battery. As soon as the battery is full and reaches its maximum voltage (14.1V/28.2V/56.4V) the charger drives the generator voltage towards open circuit voltage, preventing overcharging of the battery.

For protection of the windgenerator and charge controller it is possible to connect a load resistor to the terminal **Rload**.

The load resistor is connected via a mosfet between +/- of the rectified generator voltage.

An optional temperature sensor at the battery system effects the maximum battery voltage at a rate of -4mV/°C/battery cell.

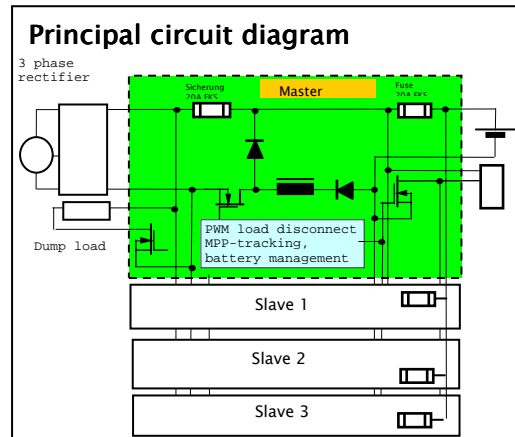
LED's indicate the battery state. Battery management allows optimal use of the battery capacity



picture of a windMax1500

Highlights:

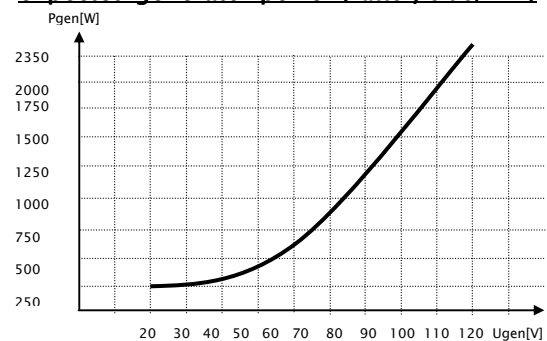
- * DC-Converter to optimize wind power income
- * MPP-Tracking of wind generator voltage
- * Selection of 3 battery voltages 12V/24V/48V
- * Load resistor terminal
- * Deep discharge protection
- * Temperature tracking of battery voltage
- * Battery management System
- * Option: LCD for Battery voltage, -current, power



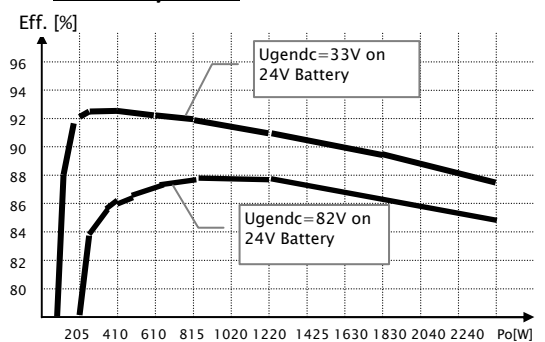
Technical Data

	12V-Akku	24V-Akku	48V-Akku
Max. Generator voltage, Ugendc	200Vdc	200Vdc	200Vdc
Max. Generator current	24A	24A	24A
Max. Battery current	80A	80A	50A
Max. Generator power, Pgen@Eff.=90%	1120W	2240W	2800W
Efficiency at 0.5Pmax	Ca. 85%	Ca. 88%	Ca. 90%
End of charge voltage	14.5V	29.0V	58.0V
Deep discharge protection			
Load disconnect	10.8V Battery voltage with 60 Sec. delay	21.6V Battery voltage with 60 Sec. delay	43.2V Battery voltage with 60 Sec. delay
Load reconnect	12.5V	25.0V	50.0V
Load resistor dis-/reconnect	150Vdc/80Vdc	150Vdc/80Vdc	150Vdc/80Vdc
Current consumption	12mA	12mA	12mA
Terminals	3x wind generator 2x battery output 2x consumer outp. 2x temp. sensor 2x pot.free contacts 2x Rload		
	16sqmm/10sqmm, 16sqmm/10sqmm, 16sqmm/10sqmm, 1.5sqmm, 1.5sqmm, 4sqmm/2.5sqmm,		
Temperature sensor	KTY10-5 or 1.91kOhm		
LEDs	right: yellow (max. battery voltage) left: green (battery current > 2A) middle: red (load disconnected)		
Housing	Steel wall mounted wxhxd 300x400x150mm		
protection	IP55 with Ventilator		
weight	15.5kg		
Moisture	90%		
Operating temperature	-20°C bis +50°C		

expected generator power (Battery side, 24V)



Efficiency curve



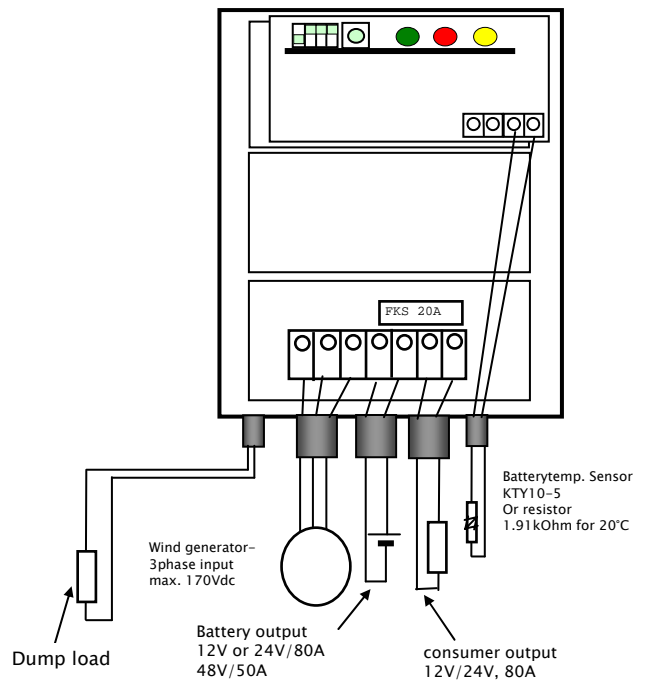
Housing dimensions(mm):



Height=150mm

○ Mounting holes in bottom of housing
D=10mm

connection diagram



Basic calculations:

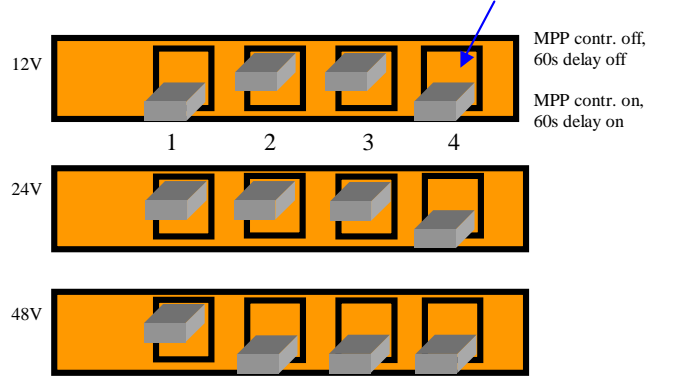
The maximum admissible input voltage of the charge controller is determined by the rectified AC-Voltage of the three phase generator. Depending on star or delta connection, the dc-voltage is different.

At a star connection the maximum generator dc-voltage is:
Ugencd=1.35*Urs or 1.35*Ust or 1.35*Urt
Urs=1.73*Ustring

At a delta connection the maximum generator dc-voltage is:
Ugencd=1.35*Urs



Dil switches and reset on controll board



By pressing the reset switch and having switched off the MPP control you can adjust manually to the MPP of the wind generator.

Connection of load resistor

The load resistor must be connected to the terminal Load.
It's purpose is to remove electrical energy from the windgenerator when the battery is full and if the windpower is too large.
As soon as a generator dc- voltage (**Ugencd**) more than 150Vdc is at the charge controller, the load resistor is switched on.

Recommended dimensioning:

Resistor value: Rload=150Vx150V/Pgen
Resistor power: Pload=150Vx150V/Rload

Example: Pgen=2240W

Rload=150x150/2240=10.03Ohm => **10Ohm**
Pload=150x150/10=**2250W**

Wind-generator 3phase rectifier MPP-tracking buck regulator Battery consumer

